



Custom Shutter Design

The Shutter Specialists



WELCOME TO OUR GUIDE TO SHUTTERS

With their good looks and versatility, shutters are a timeless trend. They introduce more privacy and intimacy to rooms and also provide valuable insulation.

Our shutters collection is an inspired choice of contemporary styles, shapes and finishes that will add an exciting dimension to any scheme.

Pick from an extensive colour palette that

Each shutter is bespoke and made-to-measure to reflect the individual architecture of the window, from the size of the louvre right down to the colour of the hinge, and fitted by our highly specialist team to the most exacting standards.

So whether you enjoy contemporary modern living, have a period home or a cool city pad, we can help you find a stunning design solution that meets your specific needs.

TRADITIONAL



PRACTICAL



CONTEMPORARY



BESPOKE



WHY CHOOSE SHUTTERS?



PRIVACY

Shutters are ideal for people who want privacy without sacrificing valuable daylight. Louvres can be angled according to the sun's position, and when shut, they're a great way to keep out prying eyes and therefore a good security option. Perfect if your house is on a busy street.



LIGHT CONTROL

Shutters are the definitive way to control light, allowing you to effectively close off the window and then filter the light in as you choose. Depending on the type of shutter you go for, you can operate the top half independently from the bottom half. This provides even better light control, as well as a fantastic look.

INSULATION AND NOISE REDUCTION

As well as filtering the light and maintaining privacy, shutters can help to reduce noise and even help you save on your fuel bills as they provide further insulation.



BESPOKE SHUTTERS

Many properties have beautiful original windows that look gorgeous but can be awkward shapes and sizes. Opting for bespoke shutters, which can be made to fit windows of any shape and size, is a good way to accentuate and draw attention to lovely features.

CHOOSING YOUR SHUTTER STYLE



TIER ON TIER

What are they?

Two sets of panels, one on top of the other that operate independently of each other.

Pros: Extremely versatile, giving excellent privacy and light control.

Cons: Not suitable for all windows as they can look too busy,

Best for: Bedrooms, bathrooms and dining rooms.



CAFÉ STYLE

What are they?

Panels that cover only part of the window.

Pros: Cheaper than full shutters and let in more light. Gives a lovely Continental feel.

Cons: Less draught proofing – more a decorative feature than practical.

Best for: Popular for privacy in urban areas.



FULL HEIGHT

What are they?

Our most popular option, full height panels cover the whole window. Quite often full height shutters will have a divider rail so you can operate the slats above and below it independently to control the light according to your needs.

Pros: Great insulation, privacy and noise control.

Cons: There aren't any!

Best for: French or patio doors and tall windows but are sufficiently flexible to be adapted to any window.



TRACKED

What are they?

Rather than fitting shutters in the usual manner with frames and hinges, these shutters slide on a track. They concertina back.

Pros: Give easy access through a patio door and can be pulled right back to make the most of a view.

Cons: Not suitable for a window with a sill.

Best for: Great for larger windows and sliding doors.



SOLID

What are they?

Solid wood panels that cover the window entirely.

Pros: Very insulating

Cons: Less flexible - they're either open or closed.

Best for: Bedrooms and draughty period properties.



SHAPED SHUTTERS

What are they

Bespoke panels to fit unusual and awkward shaped windows.

Pros: Make the most of unusual architecture. Give clean and interesting alternative to curtains or blinds.

Cons: Can be more expensive.

Best for: Any unusual shaped window.

CHOOSING YOUR SHUTTER TYPE

SEATTLE

Seattle MDF shutters are polymer coated to produce a tough and durable shutter option, that is ideal in high traffic areas around the home such as children's bedrooms and patio doors. Very strong with a wipe clean surface, we find that these are the interior designer's contemporary choice.

Colour options: Available in five shades of white.

We love them because:

- They are very durable.
- They are affordable.
- They never need repainting.



GEORGIA

The Georgia collection is at the pinnacle of shutter design. MDF panels and frames with ABS louvres are extremely tough and durable.

Colour options: Available in a wide range of gorgeous painted colours.

We love them because:

- They look as good as wood, but with more durability.
- Wide range of stunning painted colours.



BOSTON

The Boston shutters range is crafted from beautiful solid basswood. We are able to keep the prices affordable with this contemporary range, with the use of hardwood panels and MDF frames. **Colour options:** Available in a choice of five white finishes.

We love them because:

- They work well in any setting, contemporary, traditional or country.



BOSTON PREMIUM

A durable all-wood shutter range, Boston Premium is the perfect choice for unusual shaped windows. Like a key piece of furniture, they're a great style statement, giving a lovely focal point within the room.

Colour options: Choose from a wide choice of attractive colours or your own custom colour.

We love them because:

- They are made from a very strong and robust hardwood.
- First choice for bespoke shapes.

A large bay window with wooden shutters is the central focus. The shutters are made of a light-colored wood with a visible grain. The window is divided into several panes. In the foreground, a floral patterned armchair is visible on the right, and a small lamp with a white shade is on the left. The room has a warm, cozy atmosphere with soft lighting.

PHOENIX

The Phoenix shutter is made in a very light, eco friendly timber with an attractive rich and woody grain. This makes it the ideal choice for tier-on-tier installations, and allows us to offer an extensive range of paint or stain finishes.

Colour options: Available in a wide range of design-led painted colours and stains.

We love them because:

- They are very light and ideal for conservatory roof shutters.
- They have great character and produce rich colours when stained.
- They are good for very large partitions and openings where tracking is not ideal.



CAROLINA

Our Carolina shutter range is made from very robust and high quality hardwood, with an engineered core to prevent any possibility of warping. Carolina shutters are well suited to areas where extra durability is required and the range can be made to your special requirements. We think this is the architect's choice for truly custom made shutters.

Colour options: A stylish choice of painted, stained or custom colour finishes.

We love them because:

- They have a beautiful tight grain with a smooth finish.
- They are made from a very strong and robust hardwood.



HOLLYWOOD

Our ABS shutters are completely waterproof, so ideal for high moisture areas such as bathrooms, kitchens and other high traffic areas. We are very proud of the ABS closed-cell composite technology that we have created to ensure that these shutters have superior strength to prevent warping, denting and chipping.

Available in a choice of six white finishes, they will sit beautifully with all interior styles.

Colour options: Choose from six shades of white.

We love them because:

- They are 100% waterproof.
- They are hardwearing and robust.
- They are ideal for high moisture areas.



Our shutters are available in a choice of materials, stains, finishes, louvre widths, louvre widths and even contemporary paint finishes you can colour match to the Farrow and Ball® and Dulux® paint charts.



CHOOSING A SHUTTER THAT'S RIGHT FOR YOU

Our shutters are tailor made to your individual taste and requirements.

Round, hexagonal or even triangular shaped windows? Not a problem.

Our expertise means we can create the perfect shutter for pretty much any shaped window we come across, be it large, small, contemporary or period.



SHUTTER LOUVRE SIZES

Our louvres are available in a choice of up to five different slat sizes (47mm, 63mm, 76mm, 89mm, 114mm). It's worth bearing in mind that the width needs to reflect the proportions of both the window and the room so wider louvres work best on larger windows in larger rooms. They also tend to give a more contemporary look and will let in more light and give a better view.

Our 76mm slat is fast becoming the most popular width choice as it tends to work well in the majority of room sizes.



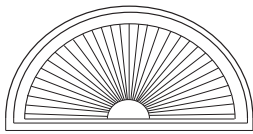
TILT OPTION

The tilt rod generally runs down the centre of the shutter panel and is used to move the louvres. It can be offset to one side of the panel to give a cleaner look.


Or you can opt for our Easy Tilt option which gives a completely uninterrupted view of the shutter and is used mostly in tracked shutters across a large window or door. Simply lift or lower one of the louvres with your fingertip and the rest will follow suit.

OUR SHUTTERS COME IN ALL SHAPES AND SIZES


Half Round Sunburst



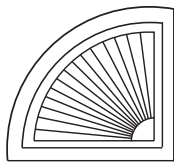
Elongated Eyebrow Sunburst



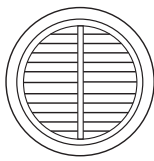
Eyebrow Sunburst



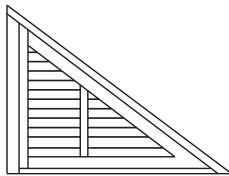
Quarter Round



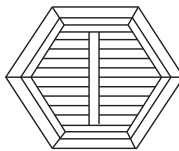
Circle



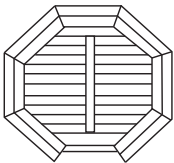
Triangle



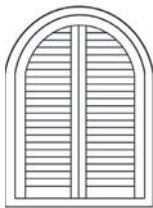
Hexagon



Octagon



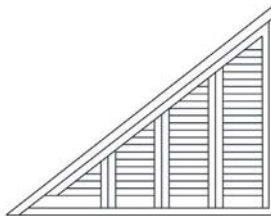
Multi Panel Arch



Raked



Angled




Sunburst at Top
with Divider Strip



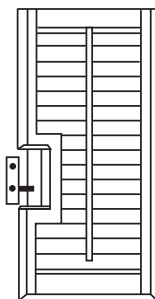
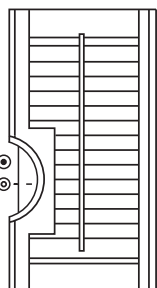
Sunburst at Top
with T Post



Sunburst Panel
with Frame



French Door Cutout





Custom Shutter Design

contact for a free design visit

Tel: 07791530962

or

Email: info@customshutterdesign.co.uk